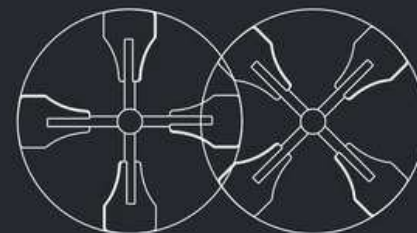
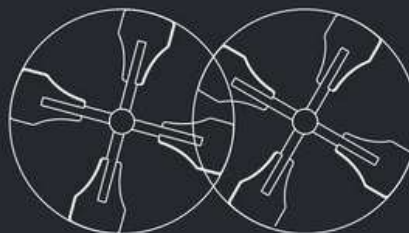
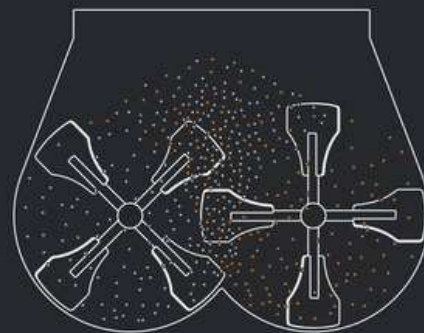




无重力混合机

DOUBLE SHAFT PADDLE MIXER



粉体混合
Powder mixing

粉-粒混合
Powder & Granulu

精细混合
Intimate mixing



TEL: 86-021-69176576 69176577

上海市嘉定区南翔高科技园区 (胜辛南路399号)

Number .399, South Shengxin Road, Nanxiang High-tech Garden,
Jiading District, Shanghai City, China

升立机械
粉体技术实业专家

CN:WWW.1985MIXER.COM

EN:WWW.1985BLENDER.COM

SL@1985MIXER.COM

WZL 无重力混合机

WZL Double shaft paddle mixer





最佳混合均匀度
最短的混合时间
高产的混合效率
无视差异的混合

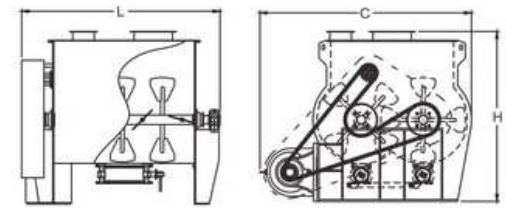
The best mixing homogeneity
The shortest mixing time
High mixing efficiency
Maximum homogeneity with-Out segregation

适用范围：
WZL无重力混合机在化工、食品、建材等领域广泛使用，可用于粉体、颗粒、纤维等物料的混合，擅长处理比重、细度、流动性等物理性质差异比较大的物料之间的混合。

Scope of application:
WZL double shaft paddle mixer is widely used in chemical, food and construction line. It can mix powder, granule and fiber material. It promote a homogeneous mix independent of particle size, density of the ingredients and fluidity.

工作原理：
无重力混合机装载着两根同时异向向外旋转的平行桨叶轴，每根轴上搭载十字桨叶，在驱动装置的同步作用下，两根的十字桨叶轴的运行轨迹成相交关系，且错位啮合。
驱动装置驱使桨叶轴快速旋转，旋转的桨叶产生离心力，将物料有效抛洒至筒内上空部分，达到抛物线的最高点后下落（抛物线的最高点也称为瞬间无重力状态），物料再受桨叶的驱赶，在筒体内往复循环混合，并受双轴的啮合空间剪切分离，致使物料快速混合均匀。

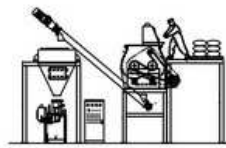
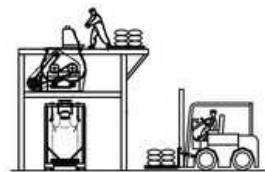
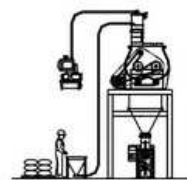
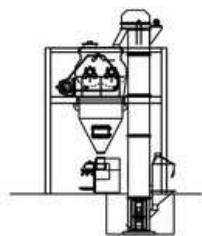
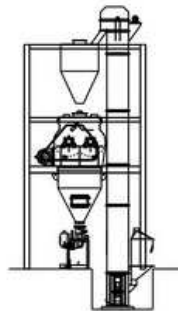
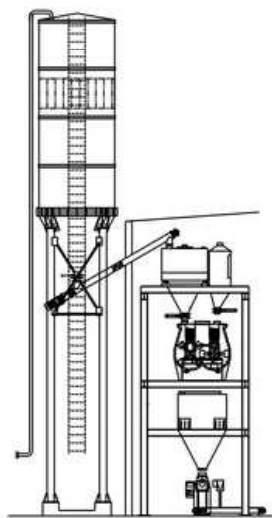
Working principle:
Double shaft paddle mixer is a batch mixer with two counter-rotating shaft that are equipped with ten paddles, they overlap each other following the driven unit.
Blades generate centrifugal force during high speed rotation, spilling the material to the upper part in the barrel, then material falling down (the vertex of material is in a so-called instant non-gravity state). Driven by the blades, material is mixed back and forth; also sheared and separated by the meshing space between the twin shafts; fast and evenly mixed in the end.



规格型号 specification	WZL-0.3	WZL-0.5	WZL-1	WZL-2	WZL-3	WZL-4	WZL-6	WZL-10	WZL-15	WZL-20
有效容积(M ³) working capacity	0.18	0.3	0.6	1.2	1.8	2.4	3.6	6	9	12
批次最大产量(KG) working capacity	200	300	600	1200	1800	2500	3600	6000	9000	12000
转速(r/min) speed (rpm)	60	60	53	43	43	35	35	29	22	18
驱动功率(KW) power(KW)	5.5	7.5	11	15	22	30	45	55	90	150
设备重量 weight(kg)	650	900	1300	2300	2800	3400	5000	6000	8500	12000
L	1200	1550	1800	2100	2500	2900	3600	3850	5820	6300
C	1100	1300	1850	2250	2250	2900	2200	2530	2800	2600
H	950	1150	1500	1850	2000	2200	2100	2620	2900	3000

以上为标准型设备参数，非标准型设备参数参照设备图纸。
The above is the parameter for standard equipment, Non-standard equipment please refer to the drawing.





小型简易生产流程示意
以及配套设备

Simple production line
& related machine



PC 真空上料机
Vacuum conveyer

GLS 螺旋输送机
Screw conveyor

变速喂料器
Variable speed feeder

DC 粉末除尘器
Dust collector



除尘投料站
Dust proof feeder

HCB 自动包装机
Automatic packer

DCB 大袋包装机
Bulk-bag packer

大袋卸料站
Bulk-bag dischargers